

PIN 1402B



ADAPTER 110-35B




ADAPTER 110-50P



NASADKA 113-100 10MM



NASADKA 113-100 14MM



NASADKA 115-100 12MM



NASADKA 115-50 8MM



NASADKA 115G-150 14FR



UCHWYT BITA 12142-F6.3



NASADKA 13025-50 T50



NASADKA 13025G.100-T40




NASADKA 13025G.100-T40



NASADKA 13300XG 13MM



NASADKA 13301X 8MM



NASADKA 13400M 22MM



PRZEDŁUŻKA 13400M 22MM




PRZEDŁUŻKA 13760-75P



PIN 1401A



PIN 1402A



NASADKA 14301M 18MM



ZŁĄCZE 16771

NASADKA 183X-150 M12



NASADKA 3010M-38 5MM



NASADKA 3010M-38 5MM



NASADKA 3010M-38 8MM



NASADKA 3025-50 T35



NASADKA 3405M 12MM



NASADKA 3410M 13MM




NASADKA 4100M 16MM



NASADKA 4450M 22MM



NASADKA 4450M 22MM



NASADKA NV14433A-75P



ZESTAW C-RING PKC31

O szczegóły pytaj handlowca.

2023/10/V2